

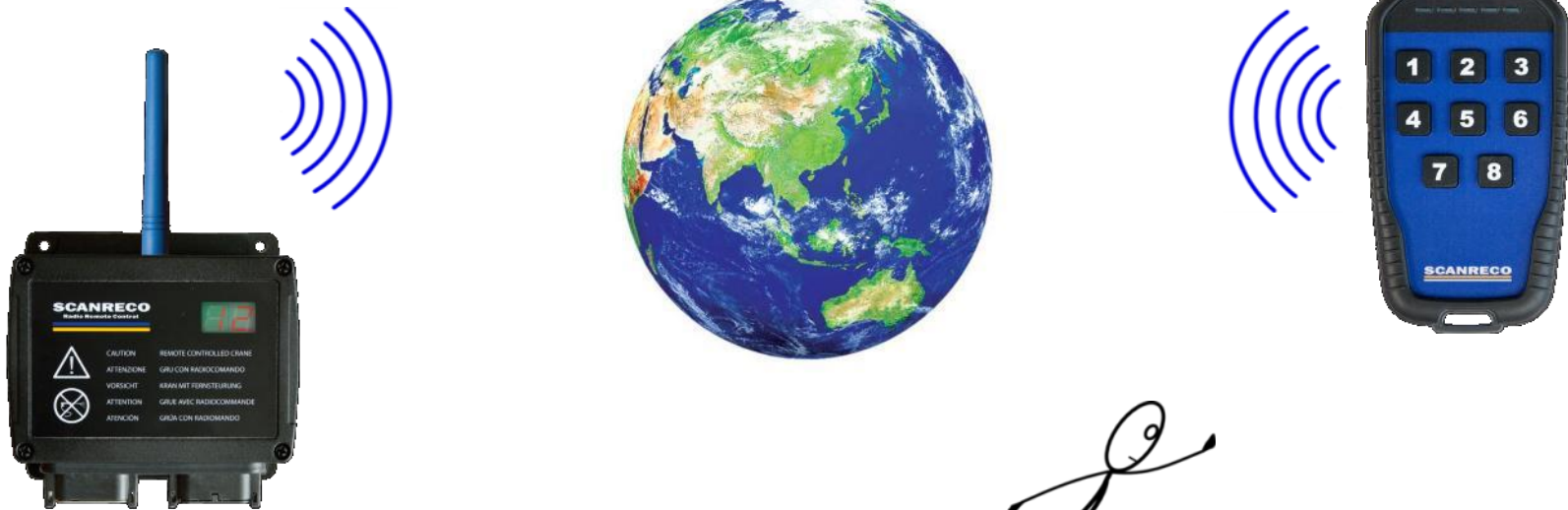


Quality start from within.

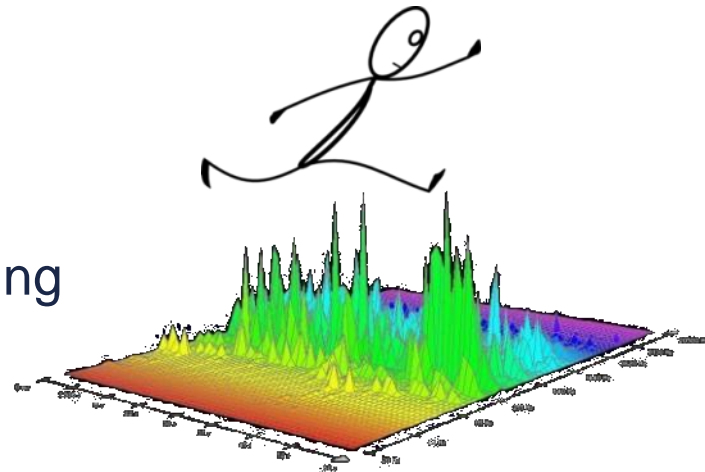
G5 System Family and Accessories

Radio

- 2.4 GHz (Worldwide)



- Frequency hopping




Radio

- Great range
- Have been tested with 300 Meters (in line of sight)
- 100 Meters in a normal industrial environment



Never-Stop Technology™



Low current consumption*



More than 100 hours of constant use*

Wonderful press
feeling



5 LED status
feedback



Emergency stop
button



LCD display



Several transmitters

TRANSMITTER 1



TRANSMITTER 2



RECEIVER



ALWAYS ONE HCU AT A TIME.
UP TO 31 TRANSMITTERS.

Dual mode*

TRANSMITTER



RECEIVER 1



RECEIVER 2



TO INCREASE NUMBER OF OUTPUTS.

Repeater Mode

TRANSMITTER 1



REPEATER

RECEIVER



Each pocket/rocket unit is capable of acting as a repeater, extending the operational range of the system and opens up the possibility to use the system in difficult environments where line of sight is blocked by sharp turns obstructed by solid object.



Relay hardware



CAN-Bus hardware



Mosfet hardware

Transmitter – The models



Pocket 3

A1003000090

Transmitter G5 pocket 3
with 3 push buttons



Pocket

A1003000070

Transmitter G5 pocket 8
with 8 push buttons



Pocket 6

A1003000100

Transmitter G5 pocket 6
with 6 push buttons



Pocket Fn

A1003000071

Transmitter G5 pocket Fn
with 6 push buttons and
Fn/stop buttons

Rocket-Flex



A1003000080

Transmitter G5 Rocket-Flex
with 14 push buttons 1 step

A1003000082

Transmitter G5 Rocket-Flex
with 14 push buttons 2 step

Rocket-Flex with LCD display



A1003000081

Transmitter G5 Rocket-Flex
with LCD and 14 push buttons 1 step*

To be def

Transmitter G5 Rocket-Flex
with LCD and 14 push buttons 2 step*

Receiver relay – The models



G5-R5

F1000500060

G5-R5 central unit with 5 relay outputs and antenna. Freq. 2.4 GHz.



G5-R5C

F1000500061

G5-R5 "Latching" central unit with 5 relay outputs and antenna. Freq. 2.4 GHz.*



G5-R10

F1000500070

G5-R10 central unit with 10 relay outputs and antenna. Freq. 2.4 GHz.

Receiver Mosfet – The models



G5-M19A
F1000500030

G5-M19A central unit with mosfet outputs and antenna. Freq. 2.4 GHz.



G5-M19E
F1000500031

G5-M19E "Latching" central unit with mosfet outputs and antenna. Freq. 2.4 GHz.*

Receiver CAN – The model



G5-CAN
F1000500040

G5-CAN central unit
and antenna. Freq. 2.4 GHz.

Accessories



Pouch for G5 Rocket-Flex including waist belt

A3000650040



Battery charger
Rocket-Flex

F1700460002



Pouch for G5 Pocket

A3000650020



Pouch for G5 Rocket-Flex without waist belt


A3000650041



Expansion board for
G5-R5 CU*

A1000180050

Accessories



WinSCI cable for G5

PCASG5



Kit WinSCI (CD +
cable) for G5

PCASG55

G5 Transmitters Pocket



- Light weight, water and impact resistant.
- 3-8 pushbuttons.
- 5 LED for machine and status feedback.
- Powered with 3 AAA batteries.
- Belt clip for convenient attachment on the operators belt.

G5 Transmitters Pocket technical data




- Platform G5
- Power Supply 3 x AAA batteries
- IP-Class IP67
- LED for feedback From left: Green, Yellow, Yellow, Yellow, Red
- Radio Frequency 2.4 GHz using frequency jumping technology
- Operating range > 100m > ~330 ft
- Current consumption 10-60mA (depending on the number of LED used)
- Operating time Several months (depending of usage and application)
- Approvals TR05 Integrated duplex radio ISM-band, R&TTE, FCC and IC approved
- Ambient Temperature -25°C to +70°C ~ -15°F to +160°F
- WxHxD 67 x 115 x 38 mm ~ 2.6 x 4.5 x 1.5 in
- Weight 160 g (including batteries) ~ 0.35 lbs (including batteries)

G5 Transmitters Rocket-Flex



- Light weight, water and impact resistant.
- 128x64 pixel OLED Display (optional).
- 14 pushbuttons 1- or 2-steps in different configurations.
- Stop function in accordance with EN ISO 13849-1 cat. 3, PL d
- 5 LED for machine and status feedback.
- Blue LED for charger indication.
- Powered with 3 AA rechargeable batteries (included in the delivery).
- Belt clip for convenient attachment on the operators belt.

G5 Transmitters Rocket-Flex technical data



- Platform G5
- Power Supply 3 x AA rechargeable batteries
- IP-Class IP65
- LED for feedback Green, Yellow, Yellow, Yellow, Red
- Radio Frequency 2.4 GHz using frequency jumping technology
- Operating range > 100m > ~330 ft
- Operating time Without display: up to 120 hours of operation
- With display: up to 40 hours of operation
- (depending on usage of LED and display)
- Approvals TR05 Integrated duplex radio ISM-band, R&TTE, FCC and IC approved
- Stop function In accordance with EN ISO 13849-1 cat. 3, PL d
- Ambient Temperature -25°C to +55°C ~ -15°F to +130°F
- WxHxD 69 x 213 x 48 mm ~ 2.7 x 8.4 x 1.9 in
- Weight 400 g (including batteries) ~ 0.88 lbs (including batteries)

G5-R5/R10 Relay Receiver



- Receiver for the Pocket or Rocket Transmitters.
- 12 or 24 VDC supply.
- 5 or 10 digital outputs.
- Radio communication at 2.4 GHz (ISM-band) using frequency jumping technology.
- Programmable logic offering block-, latching-, delay time functions and many more.
- Note that cables are not included in the delivery.

G5 R5/R10 Receiver technical data



- Platform G5
- Power Supply 9-36 VDC
- IP-Class IP65
- Cable Interface Terminal Connectors (tool free assembly)
- Programming interface RS232
- Overload Protection Yes, maximum 36 VDC
- Current consumption <30 mA (idle)
60 mA + External loads in operation
- Digital Outputs 5 or 10 digital outputs. Each output (relay) needs to be supplied with power through the terminal connector. External fuse is recommended.
- Not short circuit proof, not overload protected, max. 5 Ampere load/output. Each output is electrically isolated.
- Number of cable glands 2
- Dimension cable glands 8-13mm (0,31-0,51 in.)
- Housing screw torque 0.8 Nm
- Radio Module TR05 Integrated duplex radio ISM-band, R&TTE, FCC and IC approved
- Ambient Temperature -25°C to +70°C ~ -15°F to +160°F

G5-M19A Mosfet Receiver



- Receiver for the Pocket or Rocket Transmitters.
- 12 or 24 VDC supply.
- 14 digital in - or outputs.
- 5 digital outputs.
- E-Stop output, active when system is operational.
- Radio communication at 2.4 GHz (ISM-band) using frequency jumping technology.
- Programmable logic offering block-, latching-, delay time functions and many more.
- Note that cables or connectors are not included in delivery.

G5-M19A receiver technical data



- Platform G5
- Power Supply 9-36 VDC
- IP-Class IP67
- Connector Interface 2 x 12 pin Deutsch connectors
- Programming interface RS232
- Overload Protection Yes, maximum 36 VDC
- Current consumption <30 mA (idle)
60 mA + External loads in operation
- Digital Outputs 19 MOSFET driven outputs, Short circuit proof, overload protected.
- E-Stop Output Active when system is operational, short circuit proof, overload protected.
- Housing screw torque 0.8 Nm
- Radio Module TR05 Integrated duplex radio ISM-band, R&TTE, FCC and IC approved
- Ambient Temperature -25°C to +70°C ~ -15°F to +160°F

- Max output load 3A on single output / 5A on a bank / 10A on all the system

Bank	1	2	3	4	5	6	7	8	9	10
Output	1, Estop	2, 3	4, 5	6, 16	7, 9	8, 10	11,12	13, 17	18,19	14,15

G5 –CAN Receiver

The G5 CAN Receiver is streamlined for all applications that only require a CAN interface. This is the perfect solution if a master controller is already present on the machine.

As standard the Receiver is delivered with the CANopen protocol. In addition to the CAN interface, the Receiver is equipped with hardwired signals for the stop function.



- Receiver for Pocket or Rocket Transmitters.
- 9-36 VDC Power supply.
- One digital output (DV2) active when system is operational.
- CANopen interface.
- Radio communication at 2.4 GHz using frequency jumping technology.
- 2 safety loop outputs.

G5 - CAN technical data



- Platform G5
- Power Supply 9-36 VDC
- IP-Class IP67
- Cable Interface M12 connectors, see specification
- Current consumption Idle: 65 mA (at 24V)
Operational: 100 mA + External loads in operation (at 24V)
- Programming interface RS232
- Digital Output Short circuit proof, overload protected, max. 2,7 Ampere load DV2 is active when radio/cable link is active. (DV1 is not used).
- Safety loops Feed Loop-In with power supply. Once radio/cable link established, Loop-Out goes high. Short circuit proof. Max 2,7 Ampere load.
- CAN Bus CANopen
- Radio Module TR05 Integrated duplex radio ISM-band, R&TTE, FCC and IC approved.
- Ambient Temperature -25°C to +70°C ~ -15°F to +160°F